



Joytech Products Co., Ltd.

UL Listed T8 Self Ballasted LED TUBE Specification Sheet



Features

- No UV or RF interference, No mercury, no noise, no flickering
- No ballast and starter required, wide voltage and constant current design
- High power factor (PF > 0.9)
- High brightness: 100 Lm/W
- High CRI: > 83
- Self-ballasted tube with AC input from double side
- Long lifespan: more than 40,000 hours, 3 years full warranty on recommended installation
- Instant on/Instant off
No Warm-up time, Instant-on with full-light output and stable color
- LED tube has various colors for customers to choose
- Energy saving, saving 60% than the traditional lights at the same brightness
- Working temperature: -20 ~ 40 °C

Application

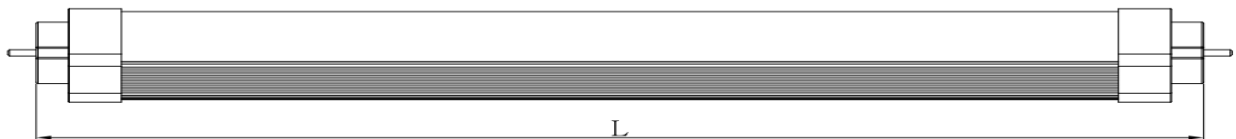
As retrofit to T8/T10/T12 fluorescent tube with conventional/induction ballast



Certification Mark



Dimension Drawing



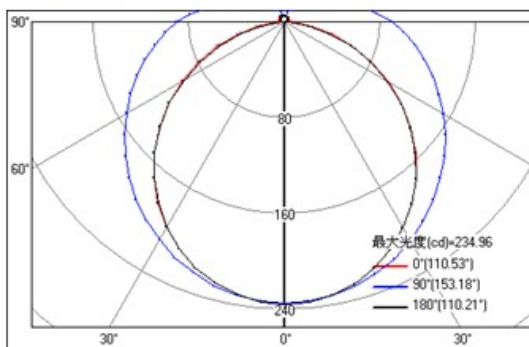
Length: 24"/590mm

Specification Data


Model	Power consumption	Input Volt. & Freq.	LED Q'ty	Luminous flux	Beam angle	Power factor	CRI	Cover	CCT
JP-ULT820-2FT-CW	10±1W	100-277VAC 50/60Hz	80pcs	>1000 Lm	120°	>0.9	83	Diffusion	6000K ±300

Optical Characteristic

Vertical section 光強度分布圖(垂直投影)

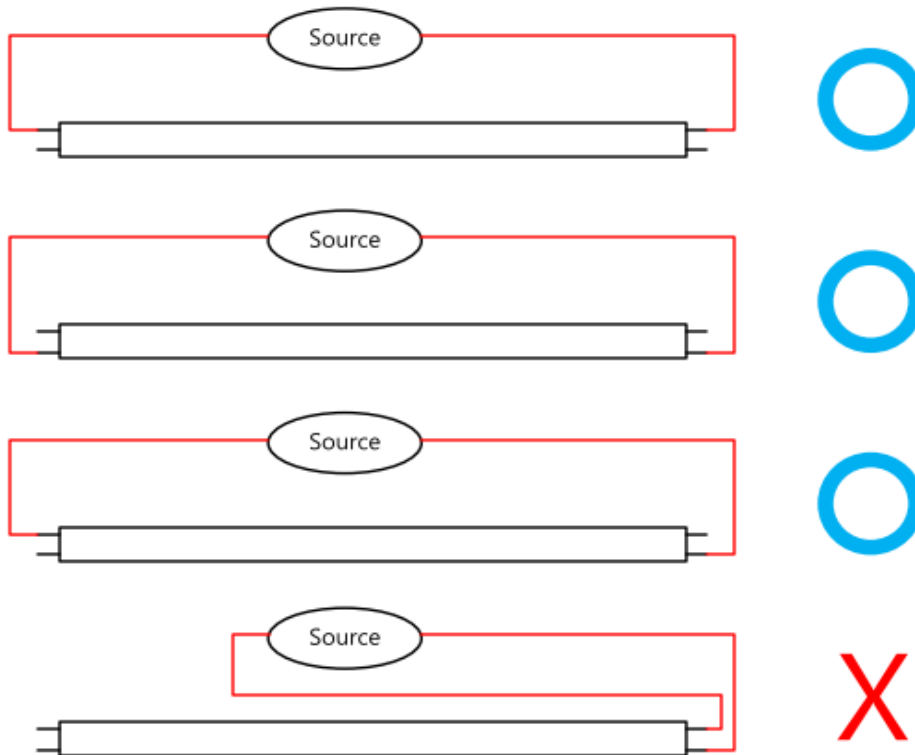
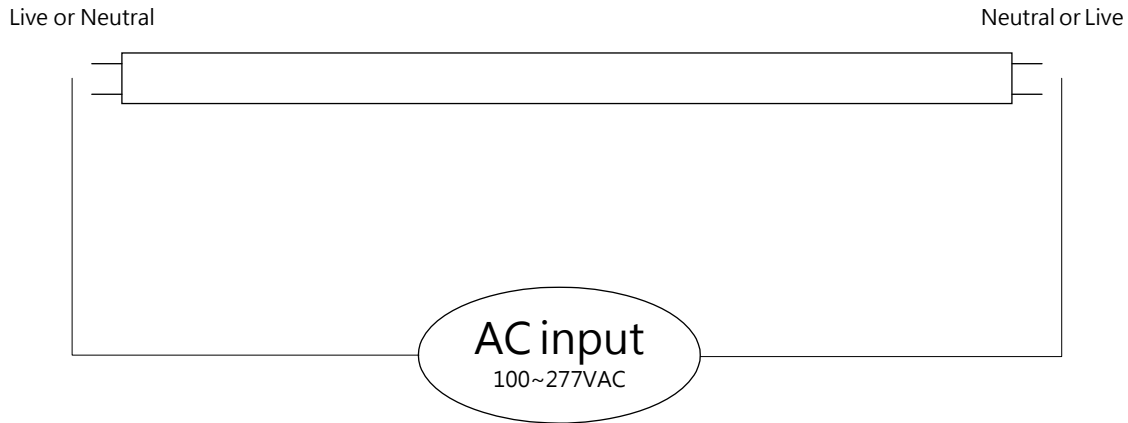


Illuminance Distribution Diagram 照度分布圖:



Input Diagram

JP Series LED Tube has input from double side of the tube, no need any false or modified starter to be used during installation and usage. Please refer to the installation guide for proper installation and maintenance



Installation Guide

Attention

Please take time to read this installation manual for necessary steps to safely install JPseries LED Tube for optimum performance

This guide is not considered to replace any international, national and local code and regulation of electrical installation

Prior installation, maintenance and cleaning, always turn off the power

Follow appropriate safety measure of installation procedures

This product is designed to be used indoor, dry and damp location only

Do not replace any of the built-in wire and electrical component with unknown and untested material to maintain the safety index

Step by step instruction



Warning!!! Our tube is not designed for usage with electrical ballast

Not for use with dimming system

Please turn off the power on every installation, removal, maintenance and cleaning

In case there is a reflector plate in old fixture, please temporarily removed the reflector

Remove old fluorescent tube by rotating it

Remove all starter in the fixture

Install retrofit LED tube

You could either use our tube with or without reflector that previously removed

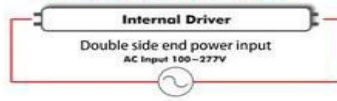
Turn on the power

Installation completed

Warning Label



STANDARD WIRING DIAGRAM Self-Ballasted Tube with AC INPUT (L-N) FROM DOUBLE SIDE **No electronic Ballast**



Packaging Method

Item	White box dimension	Carton dimension	Q'ty
JP-ULT820-2FT-CW	605*35*35	1300*200*100	20pcs

JOYTECH PRODUCTS CO.,LTD

1F, No.15, Lane 27, Sec.3 Chung-king South Rd., Taipei 100,Taiwan, R.O.C

Tel : 886-2-23582899 Fax : 886-2-23415778

E-Mail : sales@joytech-jpc.com.tw Website : www.joytech-jpc.com.tw